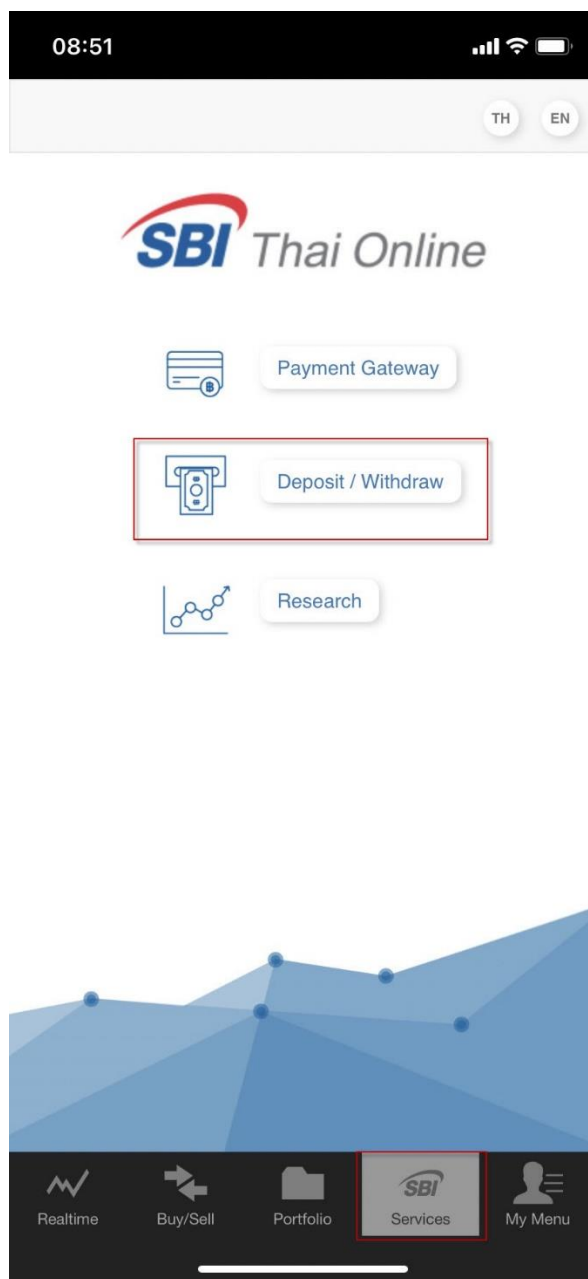


出金方法

1. ログイン後のページにて「Service」>「Deposit / Withdraw」を選択



注 1：出金の最低額は 2,000 バーツです。ただし、残高が 2,000 バーツ未満の場合は残高全額のみ出金可能です。


注 2：13 時前に出金指示をされた場合は翌営業日に出金が可能です。13 時を過ぎた場合、出金は翌々営業日になります。

2. 弊社のサイトでログインする際と同じパスワードを入力

08:51

TH

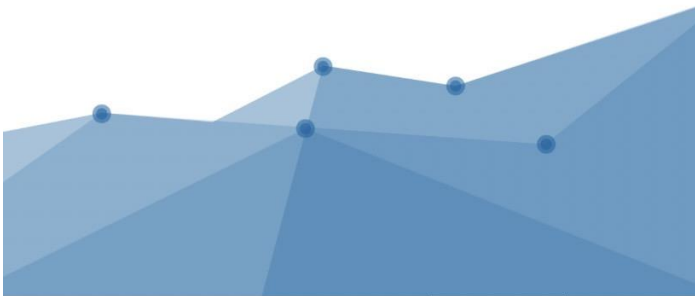
EN





Please re-enter your password


Enter password


Verify




Realtime

Buy/Sell

Portfolio

Services

My Menu

3. 「Withdrawal Notification」 > 口座を選択し、「登録銀行口座に出金」

(1 番上の選択肢) を選択

The screenshot shows the SBI Thai Online mobile app interface. At the top, the status bar displays the time 08:52 and signal icons. Below the status bar is a navigation bar with a home icon and the text 'Home', and language selection buttons for 'TH' and 'EN'. The main header features the SBI Thai Online logo. Below the logo, a 'Welcome:' message is partially visible. The central section is titled 'Choose Transaction' and contains three options: 'Deposit Notification', 'Withdrawal Notification' (highlighted with a red box), and 'Transaction Status'. Below this, a section titled 'Please specify the securities account number for withdrawal.' contains a dropdown menu labeled 'Account Number - Account Type' with 'CASH BALANCE' selected (highlighted with a red box). The next section, 'Money reception method', contains four radio button options: 'Withdrawal to the registered bank account with SBITO or through ATS system.' (selected and highlighted with a red box), 'Withdrawal to pay for stock purchased.', 'Withdrawal to deposit as collateral', and 'Withdrawal for deposited into the ATS account'. At the bottom, a navigation bar includes icons and labels for 'Realtime', 'Buy/Sell', 'Portfolio', 'Services' (highlighted), and 'My Menu'.

08:52

Home TH EN

SBI Thai Online

Welcome: **08:52:00 / 08:52:00**

Choose Transaction

Deposit Notification

Withdrawal Notification

Transaction Status

Please specify the securities account number for withdrawal.

Account Number - Account Type

CASH BALANCE

Money reception method

☒ Withdrawal to the registered bank account with SBITO or through ATS system.

☐ Withdrawal to pay for stock purchased.

☐ Withdrawal to deposit as collateral

☐ Withdrawal for deposited into the ATS account

Realtime Buy/Sell Portfolio **Services** My Menu

4. 出金先の銀行口座を指定し、出金額を入力。一番下にご登録の銀行口座への入金日が表示されます。※株をご売却いただいた場合は、2 営業日後、Settlement date の 7 時 30 分から出金のお手続きがいただけます。

08:52

Home

TH

EN

Money reception method

☒ Withdrawal to the registered bank account with SBITO or through ATS system.

☐ Withdrawal to pay for stock purchased.

☐ Withdrawal to deposit as collateral

☐ Withdrawal for deposited into the ATS account

Account balance

Note : The withdrawable amount shown may not reflect the real amount if you have a buy-sell order that has not been paired in the system

Bank account

THE SIAM COMMERCIAL BANK PUBLIC COMPANY LIMITED :

Amount

Baht

Effective Date

01/10/2021

Next

Conditions for accepting collateral withdrawal

Realtime

Buy/Sell

Portfolio

SBI
Services

My Menu

5. 入力内容を確認し、PIN を入力の上「Confirm」をクリックしたら、手続き完了

08:53

Home

TH

EN

Withdrawal to the registered bank account with SBITO or through ATS system.

Bank

Branch

Bank account number

Withdrawal Amount

Effective Date

Please confirm your PIN before confirm transaction

PIN

Back

Confirm

Remark

The available money is the money that has been through a payment on T+2 day.

© SBI Thai Online Securities Co., Ltd. ALL Rights Reserved.

Call Center

02-022-1499

Realtime

Buy/Sell

Portfolio

SBI
Services

My Menu